

Numerical Simulation of MHD Boundary Layer Stagnation Flow of Nanofluid over a Stretching Sheet with Slip and Convective Boundary Conditions

Dodda Ramya^{1,*}, J. Anand Rao¹ and Ittedi Shravani²

¹Department of Mathematics, University College of Science, Osmania University, Hyderabad, 500007, Telangana, India.

²Department of Mathematics, Government Degree College, Adilabad, 504001, Telangana, India.

(*) Corresponding author: ramyadodda@gmail.com
(Received: 30 January 2018 and Accepted: 28 July 2019)

Abstract

An investigation is carried out on MHD stagnation point flow of water-based nanofluids in which the heat and mass transfer includes the effects of slip and convective boundary conditions. Employing the similarity variables, the governing partial differential equations including continuity, momentum, energy, and concentration have been reduced to ordinary ones and solved by using Keller-Box method. The behavior of emerging parameters is presented graphically and discussed for velocity, temperature, and nanoparticles fraction. The numerical results indicate that for the stretching sheet, the velocity at a point decreases with the increase in the values of λ and M ; whereas both temperature and nanoparticle concentration increase with the increase in velocity slip parameter (λ), magnetic parameter (M) and convective parameter (γ). And also, observed that the velocity profile increases with the increase in velocity ratio parameter.

Keywords: MHD, Stretching sheet, Nanofluid, Velocity slip, Convective boundary condition.

NOMENCLATURE:

u, v : Velocity components in the x - and y -axis, respectively (m/s)	T_f : Thermal conductivity of the fluid
U_w : Velocity of the wall along the x -axis (m/s)	h_f : Convective heat transfer coefficient
x, y : Cartesian coordinates measured along the stretching sheet. (m)	T_∞ : Temperature of the fluid far away from the stretching sheet (K)
$B(x)$: Magnetic field strength ($A\ m^{-1}$)	Re_x : Reynolds number
C : Nanoparticle concentration ($mol\ m^{-3}$)	Greek Symbols:
C_{fx} : Skin-friction coefficient (pascal)	α : Thermal diffusivity (m^2/s)
Nu_x : Nusselt number	σ : Electrical conductivity ($S\ m^{-1}$)
Sh_x : Sherwood number	σ^* : Stefan-Boltzmann constant
C_w : Nanoparticles concentration at the	ψ : Stream function
	η : Dimensionless similarity variable

	stretching surface (mol m^{-3})	γ : convective parameter
C_∞	: Nanoparticle concentration far from the sheet (mol m^{-3})	μ : Dynamic viscosity of the base fluid (kg/m.s)
C_p	: Specific heat capacity at constant pressure ($\text{J Kg}^{-1} \text{K}$)	ν : Kinematic viscosity ($\text{m}^2 \text{s}^{-1}$)
D_T	: Brownian diffusion coefficient	ρ_f : Density of the fluid (Kg m^{-3})
D_B	: Thermophoresis diffusion coefficient	ρ_p : Density of the nanoparticle (Kg m^{-3})
Ec	: Eckert number	τ : The ratio of the nanoparticle heat capacity & the base fluid heat capacity
a	: Constant parameter	$(\rho c)_f$: Heat capacity of the base fluid (kg/m.s^2)
f	: Dimensionless stream function	$(\rho c)_p$: Heat capacity of the nanoparticle (kg/m.s^2)
k^*	: Rosseland mean absorption coefficient	
k	: Thermal conductivity ($\text{W m}^{-1} \text{K}^{-1}$)	
Le	: Lewis number	θ : Dimensionless temperature (K)
M	: Magnetic parameter	p : pressure (N/ m^2)
Nb	: Brownian motion parameter	ϕ : Nanoparticle volume fraction
Nt	: Thermophoresis parameter	ϕ_w : Nanoparticle volume fraction at wall temperature
Pr	: Prandtl number	ϕ_∞ : Ambient nanoparticle volume fraction
R	: Radiation parameter	λ : Velocity slip parameter
N_1	: Velocity slip factor	Subscripts:
A	: Velocity ratio parameter	f : Fluid
T	: Fluid temperature (K)	W : Condition on the sheet
q_w	: Surface heat flux (W/m^2)	∞ : Ambient Conditions
q_m	: Surface mass flux	

1. INRODUCTION

The problem of flow and heat transfer of an incompressible viscous fluid in the boundary layer flow over a stretching surface is significant in industries and manufacturing process such as the extrusion of polymers, the aerodynamic extrusion of plastic sheets, floating or spinning of fibers are processed, the cooling of metallic plates etc. Sakiadis [1] initiated the study of the boundary layer flow over a continuous solid surface moving with constant speed. Crane [2] is the first present of a self-similar solution in

the closed analytical form for steady two-dimensional incompressible boundary layer flow caused by the stretching plate whose velocity varies linearly with the distance from a fixed point on the sheet. Gupta and Gupta [3] investigated the heat and mass transfer on a stretching sheet with suction or blowing. Cortell [4] investigated on fluid flow and radiative non-linear heat transfer over a stretching sheet. Subhas and Veena [5] studied on visco-elastic fluid flow and heat transfer in a porous medium over a stretching sheet.

In that work, he analyzed two cases are the sheet with prescribed surface temperature (PST-Case) and the wall heat flux (PHF-Case).

Nanofluid represents the fluid in which nano-scale particles are engineered colloidal suspensions in a base fluid with low thermal conductivity such as water, ethylene glycol, oil etc. The use of additive is a technique applied to enhance the heat transfer performance of base fluids. Nanofluids have been shown to increase the thermal conductivity and convective heat transfer performance of base liquids. There are several biomedical applications that involve nanofluids such as magnetic cell separation, drug delivery, hyperthermia and contrast enhancement in magnetic resonance imaging. The nanofluid term was coined by Choi [6]. Sheikholeslami et al. [7] investigation of heat transfer on water nanofluid flows in a semi annulus enclosure using Lattice Boltzmann method. Hamad and Fedrow [8] investigated the similarity solution of heat transfer and viscous flow of nanofluid over a non-linearly stretching sheet using RK method. Rana and Bhargava [9] conducted similar research for a nonlinear stretching sheet using finite element and finite difference methods. Makinde and Aziz [10] investigated the boundary layer flow of a nanofluid past a stretching sheet with convective boundary conditions with the help of RK method. Rashidi et al. [11] analyzed the buoyancy effect on MHD flow over a stretching sheet of a nanofluid in the effect of thermal radiation. Sheikholeslami and Rokni [12] studied effect of Lorentz forces on nanofluid flow in a porous complex shaped enclosure by means of non-equilibrium model using control volume based finite element method (CVFEM).

Stagnation point flow has various practical applications. These applications include the cooling of electronic devices, the cooling of nuclear reactors during the emergency shutdown, hydrodynamic processes in engineering applications.

Again the study of magnetohydrodynamic (MHD) flow of an electrically conducting fluid is of considerable interest in metallurgical and metalworking processes due to the fact that the rate of cooling can be controlled by the application of magnetic field. Hydromagnetic stagnation point flow and heat transfer finds applications in boundary layers along material handling conveyors, in aerodynamic extrusion of plastic sheets and in blood flow problems. Hiemenz [13] considered a two-dimensional stagnation flow problem on a stationary plate and used similarity transformations to reduce the Navier-Stokes equations to nonlinear ordinary differential equations. Akbar et.al [14] investigated on radiation effects on MHD stagnation point flow of nanofluid towards a stretching surface with convective boundary condition. Batti et al.[15] studied a robust numerical method for solving stagnation point flow over a permeable shrinking sheet under the influence of MHD.

Bhattacharyya and Layek [16], Ibrahim et al. [17], Bachok et al. [18] studied the boundary layer problems of stagnation point flow over a stretching or shrinking sheet. Sheikholeslami and Rokni [19] analyzed magnetic nanofluid flow and convective heat transfer in a porous cavity considering brownian motion effects. Sachin Shaw [20] explained Effects of slip on nonlinear convection in nanofluid flow on stretching surfaces. Samir Kumar and Mahapatra [21] studied the effects of slip and heat generation/absorption on MHD stagnation flow of nanofluid past a stretching/shrinking surface with convective boundary conditions. Stagnation electrical MHD nanofluid mixed convection with slip boundary on a stretching sheet was studied by Kai-Long Hsiao [22]. Mustafa et al. [23] studied slip effects of nanofluid in a channel with wall properties on the Peristaltic motion by using homotopy analysis method. Recently velocity slip and thermal jump effects on unsteady stagnation point flow of a

nanofluid over a stretching sheet are investigated numerically by Malvandi et al. [24]. Heat transfer improvement and pressure drop during condensation of refrigerant-based nanofluid was studied experimentally by Sheikholeslami et al. [25]. Sheikholeslami and Ghasemi [26] derived on Solidification heat transfer of nanofluid in existence of thermal radiation using finite element method. Several other studies have addressed various aspects of nanofluids (including comparison) with stretching sheet ([27]-[35]). Gangaiah et al. [36] described the effects of thermal radiation and heat source/sink parameters on the mixed convective MHD flow of a Casson nanofluid with zero normal flux of nanoparticles over an exponentially stretching sheet along with convective boundary condition. Ghosiatloo et al. [37] studied chemical vapour deposition (CVD) method in atmosphere pressure (14.7 psi) using synthesis of Graphene. Ramya Dodda et al. [38] studied the steady two-dimensional flow of a viscous nanofluid of magnetohydrodynamic (MHD) flow and heat transfer characteristics for the boundary layer flow over a nonlinear stretching sheet is considered. Sheikholeslami et al. [39] applied Homotopy perturbation method to investigate the effect of magnetic field on Cu-water nanofluid flow in non-parallel walls. Zeinali Heris et al. [40] studied nanofluid of CuO nanoparticles and distilled water has been prepared and its heat transfer characteristics have been studied through square cupric duct in laminar flow under uniform heat flux. Sahooli et al. [41] studied CuO/water nanofluid was synthesized by using polyvinylpyrrolidone as the dispersant. Hooshyar et al. [42] studied rheological behaviour of ethylene glycol based nanofluids containing maghemite nanoparticles.

To the best of authors' knowledge there is no any investigation to address the slip effects of stagnation viscous flow of nanofluids and heat transfer over a stretching sheet effect of magnetic field.

The aim of the present study is to extend the work of Nadeem and Rizwan Ul Haq [35]. It is noticed that the boundary layer flow and heat transfer of a nanofluids with exhibits slip conditions and transformed the governing partial equations into ordinary differential equations solved numerically by using Keller-box method and compared the homotopy analysis method.

2.MATHEMATICAL FORMULATION

Consider two dimension problem with coordinate system in which the x -axis is taken as horizontally and y -axis is perpendicular to it. We consider steady incompressible flow of a nanofluid past a stretching surface coinciding with the plane $y = 0$ and flow is taken place at $y \geq 0$, where y is the coordinate measured normal to the stretching surface. Here we assume the sheet is stretched with the free stream velocity is in the form $u_e = bx$ and the velocity of the stretching sheet $u_w = ax$, where a, b are positive constants and x is coordinate measured along the stretching surface. A constant magnetic field of strength B_0 is applied parallel to the y -axis and the induced magnetic field assumed to be negligible. The temperature T and the nanoparticle volume fraction C take constant value T_f and C_w , respectively at the wall and the constant value, T_∞ and C_∞ , respectively far away from the wall. Moreover slip conditions are taken into the account at wall and the effect of stagnation has been considered when fluid is passing through the stretching sheet. The basic continuity, momentum, energy and concentration equations for the present boundary layer flow are reduced to the following equations ([43]).

$$\frac{\partial u}{\partial x} + \frac{\partial v}{\partial y} = 0, \quad (1)$$

$$u \frac{\partial u}{\partial x} + v \frac{\partial u}{\partial y} = u_e(x) \frac{du_e(x)}{dx} + \nu \frac{\partial^2 u}{\partial y^2} +$$

$$\frac{\sigma B_0^2}{\rho_f} (u_e - u), \quad (2)$$

$$u \frac{\partial T}{\partial x} + v \frac{\partial T}{\partial y} = \alpha \frac{\partial^2 T}{\partial y^2} - \frac{1}{\rho c_p} \frac{\partial q_r}{\partial y} + \tau \left\{ D_B \frac{\partial \phi}{\partial y} \frac{\partial T}{\partial x} + \frac{D_T}{T_\infty} \left(\frac{\partial T}{\partial y} \right)^2 \right\}, \quad (3)$$

$$u \frac{\partial \phi}{\partial x} + v \frac{\partial \phi}{\partial y} = D_B \frac{\partial^2 \phi}{\partial y^2} + \left(\frac{D_T}{T_\infty} \right) \frac{\partial^2 T}{\partial y^2}. \quad (4)$$

where u and v denote the respective velocities in the x - and y -directions respectively, where p is the pressure, ρ_f is the density of the base fluid, α is the thermal diffusivity, ν is kinematic viscosity, D_B the Brownian diffusion coefficient, D_T is the thermophoretic diffusion coefficient $\tau = \frac{(\rho c)_p}{(\rho c)_f}$ is the ratio between the effective heat capacity of the nanoparticle material and heat capacity of the fluid with ρ being the density, c is the volumetric volume expansion coefficient and ρ_p is the density of the particles. The corresponding boundary conditions are

$$\begin{aligned} u &= u_w(x) + N_1 \frac{\partial u}{\partial y}, \quad v = 0, \quad K_f \frac{\partial T}{\partial y} = \\ &h_f(T_f - T), \quad C = C_w \text{ at } y = 0 \\ u &= u_e(x), \quad v \rightarrow 0, \quad T \rightarrow T_\infty, \quad C \rightarrow \\ &C_\infty \text{ as } y \rightarrow \infty \end{aligned} \quad (5)$$

Where, K_f is the thermal conductivity of the fluid, h_f is the convective heat transfer coefficient, T_f is the convective fluid temperature below the moving sheet. Using Roseland approximation of radiation for an optically thick layer

$$q_r = -\frac{4\sigma^*}{3k^*} \frac{\partial T^4}{\partial y} \quad (6)$$

Where σ^* is the Stefan-Boltzmann constant, k^* is the absorption coefficient. Assuming that the temperature difference within the flow is such that T^4 may be expanded in a Taylor series and expanding T^4 about T_∞ , the free stream temperature and neglecting higher orders we get

$$T^4 \equiv 4T_\infty^3 T - 3T_\infty^4.$$

Introducing the following similarity transformations

$$\begin{aligned} \psi &= (av)^{1/2} x f(\eta), \quad \eta = \left(\frac{a}{\nu} \right)^{1/2} y, \\ u &= ax f'(\eta), \quad v = -\sqrt{av} f(\eta), \end{aligned}$$

$$\theta(\eta) = \frac{T - T_\infty}{T_f - T_\infty}, \quad \phi(\eta) = \frac{C - C_\infty}{C_w - C_\infty} \quad (7)$$

Eq. (1) is satisfied identically and Eqs. (2-5) take the following forms

$$f''' - f'^2 + f f'' + A^2 - M(f' - A) = 0 \quad (8)$$

$$\left(1 + \frac{4}{3} R \right) \theta'' + \text{Pr}(f\theta' + Nb\phi'\theta' + Nt\theta'^2) = 0, \quad (9)$$

$$\phi'' + \text{Le Pr}(f\phi') + \frac{Nt}{Nb} \theta'' = 0. \quad (10)$$

Transformed boundary conditions are $f(0) = 0, f'(0) = 1 + \lambda f''(0), \theta'(0) = -\gamma[1 - \theta(0)]$ and $\phi(0) = 1$
 $f'(\infty) = A, \theta(\infty) = 0, \phi(\infty) = 0.$ (11)

Where, the prime denotes differentiation with respect to η .

$$\begin{aligned} M &= \frac{\sigma B_0^2 x}{\rho a}, \quad Nb = \frac{\rho c_p D_B (\phi_w - \phi_\infty)}{\rho c_f \nu}, \quad \text{Pr} = \\ &\frac{\nu}{\alpha}, \quad \text{Le} = \frac{\nu}{D_B}, \quad Nt = \frac{\rho c_p D_T (T_f - T_\infty)}{\rho c_f \nu T_\infty}, \quad R = \\ &\frac{4\sigma^* T_\infty^3}{KK^*}, \quad \lambda = N_1 \sqrt{\frac{a}{\nu}}, \quad \gamma = \left(\frac{h_f}{k_f} \right) \sqrt{\frac{\nu}{a}}, \end{aligned}$$

$$A = b/a. \quad (12)$$

Here M , Nb , Nt , Pr , Le , R , λ and γ are denote the magnetic parameter, Brownian motion parameter, the Thermophoresis parameter, the Prandtl number, the Lewis number, the velocity slip parameter and the Biot number, respectively. Expressions for the Skin friction, Nusselt number Nu_x and the Sherwood number Sh_x are

$$C_{fx} = \frac{\mu_f}{\rho u_w^2} \left[\frac{\partial u}{\partial y} \right]_{y=0}, \quad Nu_x = \frac{xq_w}{k(T_f - T_\infty)}, \quad Sh_x = \frac{xq_m}{D_B(C_w - C_\infty)}, \quad (13)$$

Where q_w and q_m are the heat flux and mass flux, respectively

$$q_w = -\left[\frac{\partial T}{\partial y} \right]_{y=0}, \quad q_m = -D_B \left[\frac{\partial C}{\partial y} \right]_{y=0} \quad (14)$$

Substituting Eq. (6) in Eqs. (12)-(13), we obtain,

$$\begin{aligned} Re_x^{1/2} C_{fx} &= f''(0), \quad Re_x^{1/2} C_{fx} = \\ &-\theta'(0), \quad Re_x^{1/2} C_{fx} = -\phi'(0) \end{aligned} \quad (15)$$

Here $Re_x = u_w x / \nu$ is the local Reynolds number.

5. RESULTS AND DISCUSSIONS:

The model for nanofluids passing a slip boundary convective stretching sheet nano energy conversion thermal system has been presented in this study. Present nano energy conversion effects of dimensionless parameters including, magnetic parameter (M), Prandtl number (Pr), Brownian diffusion coefficient (Nb), thermophoresis diffusion coefficient (Nt), stagnation parameter (A), slip parameter (λ), Biot number (γ) are the main interests of the study. A similarity transformation has been used to convert the non-linear, coupled partial differential equations to a set of non-linear, coupled ordinary differential equations. Keller Box method has been used to obtain solutions of those equations. A comparison of the Homotopy Analysis method and Numerical approximate solutions of the Nusselt number and Sherwood number for varying fixed parameters are shown in graphs and tables. Numerical solutions of the skin friction, heat transfer and mass transfer are presented for varying stagnation and velocity slip parameter values at different iterations. The effect of the stagnation parameter is seen to enhance skin friction, the heat transfer rate and mass transfer rate.

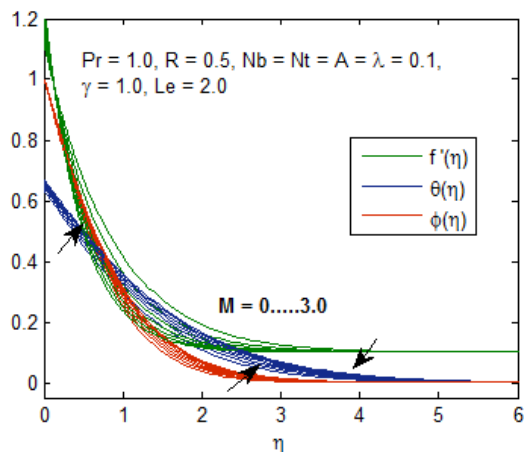


Figure 1. Effect of M on velocity, temperature and concentration profiles.

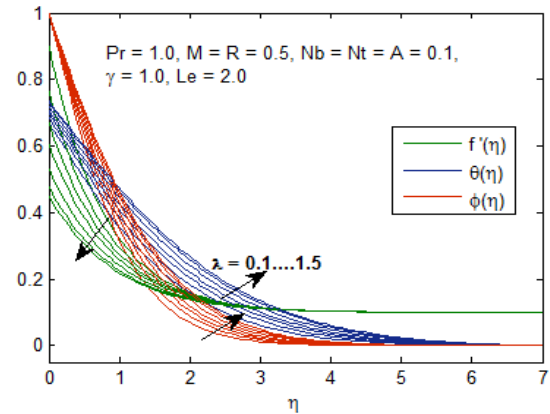


Figure 2. Effect of λ on velocity, temperature and concentration profiles.

Similarly the velocity slip parameter reduces the skin friction, heat transfer rate and mass transfer rate. Fig. 1 shows the effect of magnetic parameter on the velocity, temperature and concentration profiles. It is observed that the dimensionless velocity decreases with increasing values of the magnetic parameter M . It is noticed that the temperature profile increases with increasing values of the magnetic parameter M . This is due to the increase in thermal conductivity with an increase in the volume fraction of nanoparticles. It is also noticed from Fig. 1, that the wall temperature decreases with an increase in the magnetic field. As the magnetic parameter M increases, the nanoparticle concentration also increases. It is due to the fact that transverse magnetic field creates a drag (Lorentz force) which resists the flow and decreases the wall temperature.

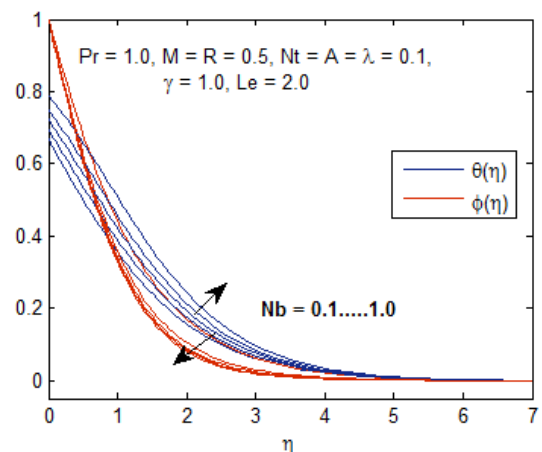


Figure 3. Effect of Nb on temperature and concentration profiles.

Fig. 2 illustrates the influence of slip parameter in stretching sheet on the velocity, temperature and concentration. It depicts that increasing the values of (λ) decreases the velocity profile $f(\eta)$ for stretching sheet. When we increase slip parameter (λ) (see Fig. 2), there will be more resistance between fluid and sheet that causes increase in temperature profile and increase in thermal boundary layer thickness. In the same way, increase the values of (λ) increases the velocity profile for stretching sheet. However, the velocity boundary layer thickness shows a decreasing function of slip parameter while the thermal and concentration boundary layer thickness shows an increasing function of slip parameter. The effects of Brownian motion parameter (Nb) and thermophoresis parameter (Nt) on the temperature and concentration profiles for selected values of parameters are shown in Figs. 3 and 4, respectively. From Fig. 3 we see the Brownian motion effect Nb on the temperature distribution and concentration of nanoparticle, respectively. It is noticed that the temperature distribution and thermal boundary layer thickness enhance with larger values of Nb . Physical reason is that the kinetic energy of the nanoparticle increases due to the strength of this chaotic motion and as a result the fluid's temperature increases, whereas the opposite trend is seen on the concentration nanoparticle as depicted in same figure. It can be seen that the concentration nanoparticle decreases due to the increasing values of Nb .

It can be concluded that the Brownian motion parameter makes the fluid warm within the boundary and at that time aggravates deposition particles away from the regime of fluid to the surface that causes a decrease in the concentration profile as well as the thickness of boundary layer.

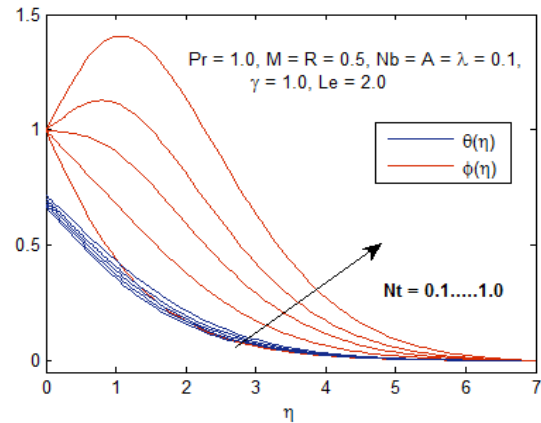


Figure 4. Effect of Nt on temperature and concentration profiles.

The larger values of Brownian motion imply the strong behavior for the smaller particle, whereas for stronger particle the smaller values of Nb are applied.

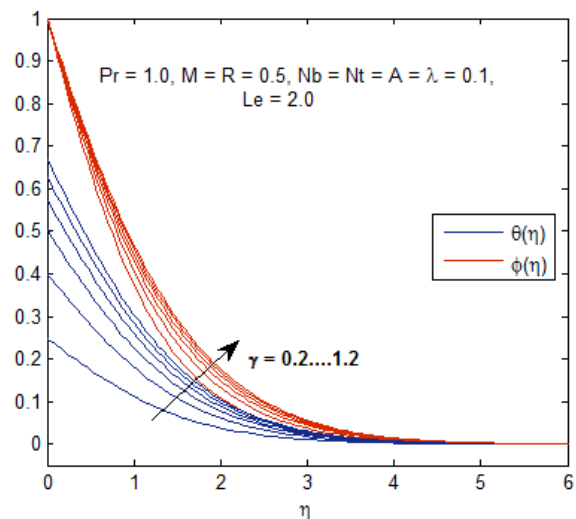


Figure 5. Effect of (γ) on temperature and concentration profiles.

As the parameter Nt increase, the temperature at a point increases. As a consequence, the thickness of the thermal boundary layer increases with the increase of Nt . An increase in Nt results in an increase of the temperature difference between the sheet and the ambient fluid and consequently the thermal boundary layer thickness increases. In the same way as increasing the thermophoresis parameter, concentration also increased (see fig. 4). Fig. 5 illustrates the influence of Biot number in stretching sheet on

temperature and concentration profiles. It is noticed that an increase in (γ) leads to an increase in the temperature and also the concentration profile increases with the increasing value of Biot number. The effect of Lewis number (Le) on the dimensionless rescaled nanoparticle volume fraction is shown in Fig. 6. It is observed that the concentration boundary layer thickness decreases with increasing Le . This is due to the decrease in mass diffusivity or the Brownian motion of the nanoparticle. Fig. 7 shows the effect of stagnation parameter (A) on velocity profile. It is observed Stagnation parameter for the stretching case forces the fluid to move speedily so when we increase stagnation parameter A velocity field increases rapidly and the boundary layer thickness also increases. Fig. 8 shows the nature of heat transfer coefficient against magnetic parameter M for three values of velocity slip parameter. It is observed that rate of heat transfer decreases with magnetic and velocity slip parameters. Fig. 9 displays the nature of heat transfer coefficient against Thermophoresis parameter Nt for three values of Brownian motion Nb parameter. when the value of Brownian motion parameter Nb is increased from 0.1 to 0.5. The reduced nusselt number effectively decline due to thermophoresis parameter Nt . This reduction occurs because of the nanoparticles movement from stretching wall to the quiescent fluid.

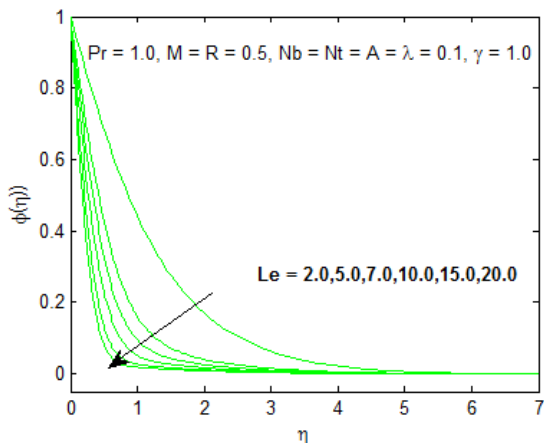


Figure 6. Effect of Lewis number (Le) on concentration profiles.

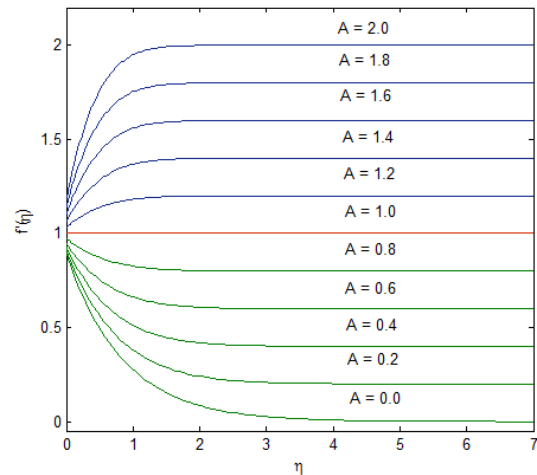


Figure 7. Effect of velocity ratio parameter (A) on velocity profile.

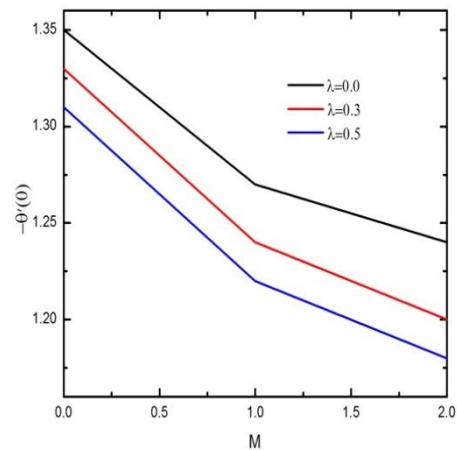


Figure 8. Variation of heat transfer rate with magnetic parameter (M) and velocity slip parameter (λ).

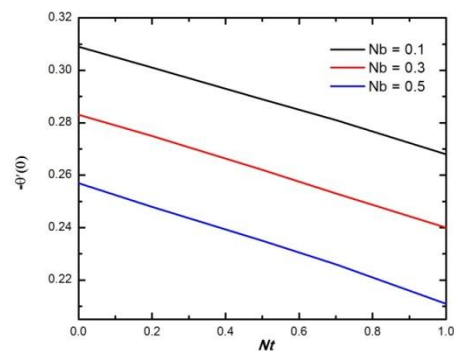


Figure 9. Variation of heat transfer rate with Thermophoresis (Nt) and Brownian motion (Nb) parameters.

Table-1. Comparison table for heat and mass transfer rates for Pr , Nb , Nt , Le parameters.

Pr	Nb	Nt	Le	$-\theta'(0)$		$-\phi'(0)$		
				Nadeem and Rizwan Ul Haq [35]	Present work	Nadeem and Rizwan Ul Haq [35]	Present work	
1.0	0.1	0.1	2.0	0.2877	0.2789	0.7487	0.7467	
1.5				0.2963	0.2960	0.7477	0.7465	
2.0				0.3048	0.3013	0.7477	0.7443	
2.5				0.3132	0.3031	0.7457	0.7454	
	0.2	0.3	2.0	0.3061	0.3050	0.8106	0.8088	
	0.3			0.2989	0.2975	0.8323	0.8298	
	0.4			0.2916	0.2910	0.8431	0.8410	
		0.3		0.2891	0.2870	0.8155	0.8055	
		0.4		0.2866	0.2834	0.7886	0.7797	
		0.5		0.2840	0.2798	0.7625	0.7610	
				3.0	0.2824	0.2812	0.9105	0.9100
				4.0	0.2809	0.2804	1.0655	1.0588
				5.0	0.2793	0.2765	1.2274	1.2256

Table 2. Calculation of skin friction coefficient, Nusselt and Sherwood number for various values of A and λ when $M = 1.0$, $Nb = Nt = 0.1$, $\gamma = 0.6$, $R = 0.5$, $Pr = 1.0$, $Le = 2.0$

A	λ	$-f''(0)$	$-\theta'(0)$	$-\phi'(0)$
0.0	0.1	1.20564	0.25039	0.60921
0.2		1.03434	0.27785	0.71750
0.5		0.70546	0.30300	0.83798
2.0		1.86403	0.36610	1.27350
3.0		4.18668	0.38930	1.50593
0.1	0.1	1.12526	0.26603	0.66841
	0.2	0.98386	0.25892	0.63347
	0.3	0.87618	0.25295	0.60535
	0.4	0.79104	0.24785	0.58208
	0.5	0.72180	0.24341	0.56242

6. CONCLUSIONS

The problem of MHD boundary layer flow of nanofluids and heat transfer over a stretching sheet with stagnation and slip convective boundary conditions at the wall has been investigated numerically. A similarity solution is presented which effects, magnetic, Brownian motion and thermophoresis parameters, chemical reaction and radiation parameter. The governing equations associated to the boundary conditions were transformed to a two point non-linear ODEs with the help of similarity transformation equations. The solutions of the problem were numerically obtained using the Keller box method. The following conclusions are deduced:

- The velocity profile increases, whereas dimensionless temperature

and concentration are increases with magnetic parameter.

- The dimensionless temperature and concentration are increases with Thermophoresis parameter.
- The dimensionless temperature profile increases and concentration are decreases with Brownian motion parameter.
- The temperature increases with viscous dissipation parameter and the concentration decreases with Lewis number.
- The heat transfer rate decreases with magnetic parameter and velocity slip parameter.
- The heat transfer rate decreases with Thermophoresis and Brownian motion parameters.

REFERENCES

1. Sakiadis B. C., (1961). "Boundary-layer behavior on continuous solid surface: I. Boundary-layer equations for two-dimensional and axisymmetric flow", *American Inst. Chemical Eng. J.*, 7: 26-28.
2. Crane L. J., (1970). "Flow past a stretching plate", *Zeitschrift für angewandte Mathematik und Physik*, 21(4): 645-647.
3. Gupta P. S., Gupta A. S., (1977). "Heat and mass transfer on a stretching sheet with suction or blowing", *The Canadian J. Chem. Eng.*, 55: 744-746.
4. Cortell R., (2007). "Viscous flow and heat transfer over a nonlinearly stretching sheet", *Appl. Math. Comput.*, 184: 864-873.
5. Subhas A., Veena P., (1998). "Visco-elastic fluid flow and heat transfer in a porous medium over a stretching sheet", *Int. J. Non-Linear Mech.*, 33(3): 531-540.
6. Choi S. U. S., (1995). "Enhancing thermal conductivity of fluids with nanoparticles", *ASME Int. Mech. Eng. Congress. San Francisco, USA, ASME, FED, 231/MD.*, 66: 99-105.
7. Sheikholeslami M., Gorji-Bandpy M., Ganji D. D., (2013). "Numerical investigation of MHD effects on Al_2O_3 -water nanofluid flow and heat transfer in a semi-annulus enclosure using LBM", *Energy*, 60: 501-510.
8. Hamad M. A. A., Ferdows M., (2012). "Similarity solutions to viscous flow and heat transfer of nanofluid over nonlinearly stretching sheet", *Appl. Math. Mech.*, 33: 923-930.
9. Rana P., Bhargava R., (2012). "Flow and heat transfer of a nanofluid over a nonlinearly stretching sheet: a numerical study", *Commun. Nonlinear Sci. Numer. Simul.*, 17: 212-226.
10. Makinde O. D., Aziz A., (2011). "Boundary layer flow of a nanofluid past a stretching sheet with a convective boundary condition", *Int. J. Thermal Sci.*, 50: 1326-1332.
11. Rashidi M. M., Vishnu Ganesh M., Abdul Hakeem A. K., Ganga B., (2014). "Buoyancy effect on MHD flow of nanofluid over a stretching sheet in the presence of thermal radiation", *J. Molecular Liq.*, 198: 234-238.
12. Sheikholeslami M., Houman B. R., (2018). "CVFEM for effect of Lorentz forces on nanofluid flow in a porous complex shaped enclosure by means of non-equilibrium model", *J. Molecular Liq.*, 254: 446-462.
13. Hiemenz V. K., (1911). "Die Grenzschicht an einem in den gleichförmigen Flüssigkeitsstrom eingetauchten geraden Kreiszyylinder", *Polytech. J.*, 326: 321-324.
14. Akbar N. S., Nadeem S., Rizwan Ul Haq, Khan, Z. H., (2013). "Radiation effects on MHD stagnation point flow of nano fluid towards a stretching surface with convective boundary condition", *Chinese J. Aeronautics*, 26(6): 1389-1397.
15. Bhatti M. M., Ali Abbas M., Rashidi M. M., (2018), "A robust numerical method for solving stagnation point flow over a permeable shrinking sheet under the influence of MHD", *Appl. Math. Comput.*, 316: 381-389.

16. Bhattacharyya K., Layek G. C., (2011). "Effects of suction/blowing on steady boundary layer stagnation-point flow and heat transfer towards a shrinking sheet with thermal radiation", *Int. J. Heat Mass Transf.*, 54: 302-307.
17. Ibrahim W., Shankar B., Mahantesh N., (2013). "MHD stagnation point flow and heat transfer due to nanofluid towards a stretching sheet", *Int. J. Heat Mass Transf.*, 56: 1-9.
18. Bachok N., Ishak A., Pop I., (2011). "Stagnation-point flow over a stretching/shrinking sheet in a nanofluid", *Nanoscale Res. Letters*, 6: 623.
19. Sheikholeslami M., Houman B. R., (2018). "Magnetic nanofluid flow and convective heat transfer in a porous cavity considering Brownian motion effects", *Phys. Fluids*, 30: 012003.
20. Sachin Shaw, Kameswaran P. K., Sibanda P., (2016). "Effects of slip on nonlinear convection in nanofluid flow on stretching surfaces", *Boundary Value Prob.*, 2: 2016.
21. Samir Kumar Nandy, Tapas Ray Mahapatra, (2013). "Effects of slip and heat generation/absorption on MHD stagnation flow of nanofluid past a stretching/shrinking surface with convective boundary conditions", *Int. J. Heat Mass Transf.*, 64: 1091-1100.
22. Kai-Long Hsiao, (2016). "Stagnation electrical MHD nanofluid mixed convection with slip boundary on a stretching sheet", *Appl. Thermal Eng.*, 98: 850-861.
23. Mustaffa M., Hina S., Hayat. T., Alsaedi, A., (2013). "Slip effects on the peristaltic motion of nanofluid in channel with wall properties", *J. Heat Transf.*, 135.
24. Malvandi A., Hedayati F., Ganji D. D., (2014). "Slip effects on unsteady stagnation flow of nanofluid over a stretching sheet", *Powder Technol.*, 253: 377-384.
25. Sheikholeslami M., Milad D., Sadoughi M. K., (2018). "Heat transfer improvement and pressure drop during condensation of refrigerant-based nanofluid; an experimental procedure", *Int. J. Heat Mass Transf.*, 122: 643-650.
26. Sheikholeslami M., Ghasemi A., (2018). "Solidification heat transfer of nanofluid in existence of thermal radiation by means of FEM", *Int. J. Heat Mass Transf.*, 123: 418-431.
27. Sheikholeslami M., (2018). "Numerical investigation for CuO-H₂O nanofluid flow in a porous channel with magnetic field using mesoscopic method", *J. Molecular Liq.*, 249: 739-746.
28. Sheikholeslami M., Mohadeseh S. N., (2018). "Simulation of nanofluid flow and natural convection in a porous media under the influence of electric field using CVFEM", *Int. J. Heat Mass Transf.*, 120: 772-781.
29. Sheikholeslami M., Shehzad S. A., (2018). "Simulation of water based nanofluid convective flow inside a porous enclosure via non-equilibrium model", *Int. J. Heat Mass Transf.*, 120: 1200-1212.
30. Sheikholeslami M., Shehzad S. A., (2018). "Numerical analysis of Fe₃O₄-H₂O nanofluid flow in permeable media under the effect of external magnetic source", *Int. J. Heat Mass Transf.*, 118: 182-192.
31. Sheikholeslami M., Houman B. R., (2018). Numerical simulation for impact of Coulomb force on nanofluid heat transfer in a porous enclosure in presence of thermal radiation, *Int. J. Heat Mass Transf.*, 118: 823-831.
32. Sheikholeslami M., Sadoughi M. K., (2018), "Simulation of CuO-water nanofluid heat transfer enhancement in presence of melting surface", *Int. J. Heat Mass Transf.*, 116: 909-919.
33. Sheikholeslami M., Shamlooei M., Moradi R., (2018). "Fe₃O₄-Ethylene glycol nanofluid forced convection inside a porous enclosure in existence of Coulomb force", *J. Molecular Liq.*, 249: 429-437.
34. Sheikholeslami M., (2018). "CuO-water nanofluid flow due to magnetic field inside a porous media considering Brownian motion", *J. Molecular Liq.*, 249: 921-929.
35. Nadeem S., Rizwan Ul Haq, (2014). "Effect of Thermal Radiation for Magnetohydrodynamic Boundary Layer Flow of a Nanofluid Past a Stretching Sheet with Convective Boundary Conditions", *J. Comput. Theoret. Nanosci.*, 11:1-9.
36. Gangaiah T., Saidulu, N., Venkata Lakshmi, A., (2019). "The Influence of Thermal Radiation on Mixed Convection MHD Flow of a Casson Nanofluid over an Exponentially Stretching Sheet", *Int. J. Nanosci. Nanotechnol.*, 15(2): 83-98.
37. Ghoozatloo A., Shariaty Niassar M., Rashidi A., (2017). "Effect of Functionalization Process on Thermal Conductivity of Graphene Nanofluids", *Int. J. Nanosci. Nanotechnol.*, 13(1): 11-18.
38. Dodda Ramya, Srinivasa Raju R., Anand Rao J., Rashidi M. M., (2016). "Boundary layer Viscous Flow of Nanofluids and Heat Transfer Over a Nonlinearly Isothermal Stretching Sheet in the Presence of Heat Generation/Absorption and Slip Boundary Conditions", *Int. J. Nanosci. Nanotechnol.*, 12(4): 251-268.
39. Sheikholeslami M., Mollabasi H., Ganji D. D., (2015). "Analytical Investigation of MHD Jeffery-Hamel Nanofluid Flow in Non-Parallel Walls", *Int. J. Nanosci. Nanotechnol.*, 11(4): 241-248.
40. Zeinali Heris S., Nassan T. H. N., Noie S. H., "CuO/water Nanofluid Convective Heat Transfer Through Square Duct Under Uniform Heat Flux", *Int. J. Nanosci. Nanotechnol.*, 7(3): 111-120.
41. Sahoo M., Sabbaghi S., Shariaty Niassar M., (2012). "Preparation of CuO/Water Nanofluids Using Polyvinylpyrrolidone and a Survey on Its Stability and Thermal Conductivity", *Int. J. Nanosci. Nanotechnol.*, 8(1): 27-34.

42. Hooshyar Z., Bardajee G. R., (2010). "Viscosity and Rheological Behaviour of Ethylene Glycol-Maghemite Nanofluids", *Int. J. Nanosci. Nanotechnol.*, 6(3): 191-193.
43. Ibrahim W., (2017). "Magnetohydrodynamic (MHD) boundary layer stagnation point flow and heat transfer of a nanofluid past a stretching sheet with melting", *Propul. Power Res.*, 6: 214-222.
44. Cebeci T., Pradshaw P., (1998). "*Physical and Computational Aspects of Convective Heat Transfer*". Springer, NewYork.